



## MEETING ROOM SPECIFICATIONS

	THEATER STYLE	SCHOOL ROOM	CONFERENCE/HOLLOW SQ.	RECEPTION	BANQUET	-L-	DIMENSIONS -W-	-H-	TOTAL SQ. FT.
<b>BROADMOOR WEST</b>									
WEST BALLROOM	638	246	90	500	350	80'	63'	9'6"	5,040
SECTION AB OR CD	224	111	60	175	140	63'	32'	9'6"	2,016
SECTION A, B, C OR D	104	48	30	75	50	31'	32'	9'6"	992
ROCKY MTN. BALLROOM	1236	594	96	1000	720	109'	98'	16'	10,682
SECTION AB AISLE OR CD AISLE	650	300	96	500	430	109'	54'	16'	5,886
SECTION AB OR CD	548	192	78	330	330	55'	44'	16'	2,420
A, B, C OR D	262	102	54	200	150	54'	44'	16'	2,376
ROCKY MTN. FOYER				295		29'	98'	16'	2,842
WILL ROGERS	70	24	24	50	30	31'	23'	10'	713
MAXFIELD PARRISH	26	10	10		10	15'	22'	10'	330
G. RUSSELL FREYMUTH	40		10		10	12'	22'	10'	264
DIVIDE I & II	238	109	64	211	120	72'	30'	9.5'	2160
DIVIDE I	112	45	34	100	60	38'	30'	9.5'	1140
DIVIDE II	112	45	34	100	60	34'	30'	9.5'	1020
CASCADE	40	15	16		20	27'	22'	9.5'	594
CRIPPLE CREEK	67	24	18		30	24'	22'	9.5'	528
LOUIS STRATTA	70	27	24	50	40	30'	26'	10'	780
CHAMPIONS	70	27	24	50	40	30'	26'	10'	780
CHEYENNE MOUNTAIN	40	12	16		20	15'	26'	10'	390
BAILEY	40	12	16		20	15'	26'	10'	390
CHEYENNE/BAILEY	80	36	24		40	30'	26'	10'	780
PROHIBITION	35	9	16		10	16'	16'	10'	256
ACADEMY	35	9	16		20	15'	26'	10'	390
CARNATION	35	12	16		20	15'	26'	10'	390
ACADEMY/CARNATION	80	36	24		40	30'	26'	10'	780
GAYLORD BOARDROOM			22			40'	14'	10'6"	560
MOUNTAIN VIEW TERRACE				500	310	90'	72'	16'	7,200
WEST TERRACE				175	130	40'	42'		1,680
WEST TOWER LAWN				750	400	80'	150'		12,000

### BROADMOOR MAIN

MAIN BALLROOM	294	168	84	300	240	89'	35'	14'	3,115
POURTALES	20		10	30	10	13'	17'	14'	221
POMPEIIAN	294			250		98'	19'	14'	1,862
LAKE TERRACE DINING ROOM			84	300	240	88'	35'	14'	3,080
FOUNTAIN ROOM				150	130	40'	40'	14'	1,600
CRYSTAL	100	75	36	125	80	40'	30'	12'	1,200
EL POMAR			24			42'	30'	10'	1,260
THEATER	280					77'	34'	14'	2,618
MAIN POOL				800	550	75'	140'		10,500
LAKESIDE TERRACE				300	220	40'	40'		1,600

### BROADMOOR SOUTH

RANDALL DAVEY			14			27'	17'	11'	459
GOLD KING BOARDROOM			12			21'	26'	11'	546
UTAH/COPPER ROOM	144	54	40	75	60	46'	27'	11'	1,242
C.O.D. ROOM	108	45	30	75	60	35'	27'	11'	945
SOUTH TERRACE				350	210	53'	90'		4,770

### BROADMOOR SPA AND GOLF CLUB

DONALD ROSS	224	90	54	200	140	45'	45'	10'	2,025
ROBERT TRENT JONES	244	111	54	200	140	48'	42'	10'	2,016
ARNOLD PALMER	147	72	36	150	90	43'	32'	10'	1,376

### CHEYENNE LODGE

CHEYENNE LODGE				450	500	77'	82'	24'	6,314
----------------	--	--	--	-----	-----	-----	-----	-----	-------

### BROADMOOR HALL

BROADMOOR HALL	6,472	3,996		5,000	3,800	250'	240'	25'	60,000
BALLROOM ACD OR BEF	3,596	1,890		2,500	1,710	250'	120'	25'	30,000
BALLROOM A OR B	2,666	1,653		2,000	2,000	200'	120'	25'	24,000
SECTIONS C,D,E OR F	264	132	58	300	160	53'	62'	25'	3,286
SECTION DE	600	324	102	600	360	53'	105'	25'	5,565
REGISTRATION						20'	40'	9.5'	800
SHOW OFFICE A			14	40		19'	15'	8'	285
SHOW OFFICE B			16	40		22'	18'	8'	396
PREFUNCTION AREA				600		34'	162'	14'	5,508

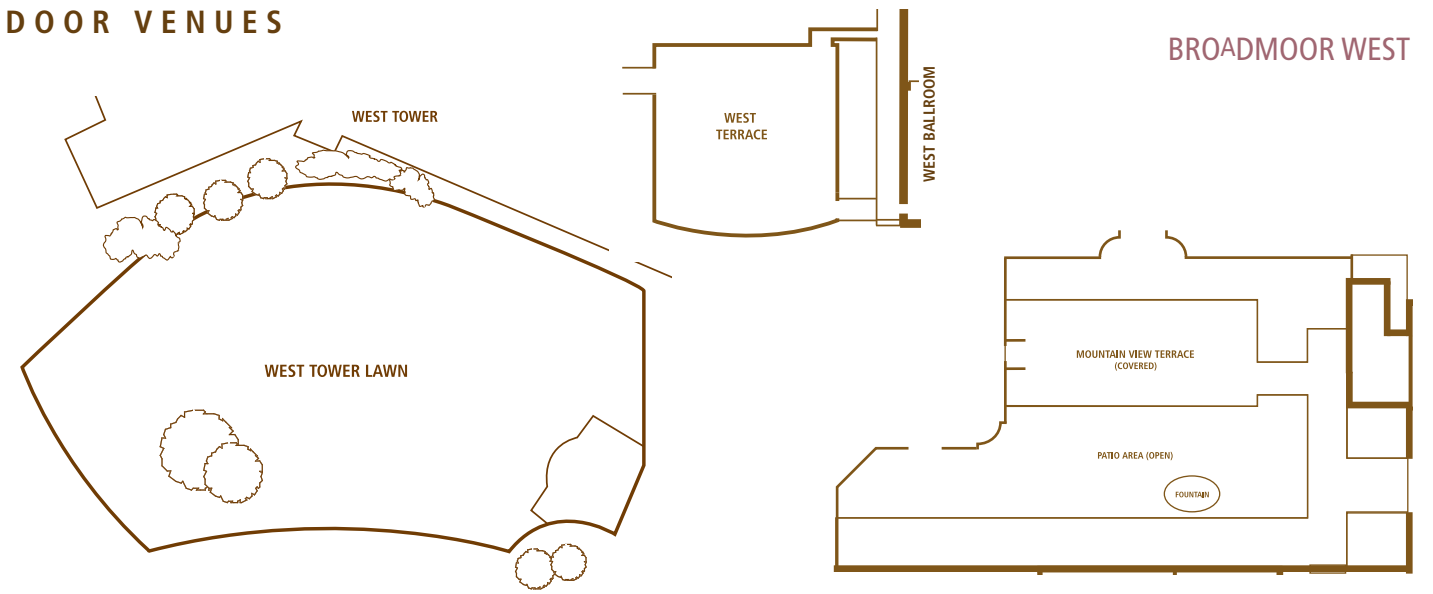
### INTERNATIONAL CENTER

I.C.	1,818	885		1,600	1,110	163'	92'	35'	14,996
I.C. NORTH	751	348	96	600	460	68'	92'	35'	6,256
I.C. SOUTH	782	336	96	600	480	73'	92'	35'	6,716
I.C. CENTER AISLE						21'	92'	25'	1,932
I.C. FOYER						94'	35'	25'	3,290

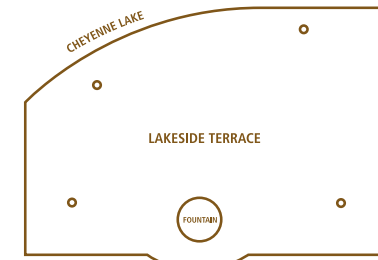
### COLORADO HALL

COLORADO HALL	1,877	900		1,500	1,010	150'	99'	15'	14,850
COLORADO HALL A/B/D OR E	266	120	60	200	120	76'	32'	15'	2,432
COLORADO HALL C OR F	204	92	48	100	120	56'	35'	15'	1,960
COLORADO HALL AB OR DE	377	186	78	450	270	76'	64'	15'	4,864
COLORADO HALL CENTER AISLE				400		39'	99'	15'	3,861
REGISTRATION AREA						42'	42'	12'	1,764
PRESS ROOM/OFFICE	50	24	18			19'	23'	8.5'	437

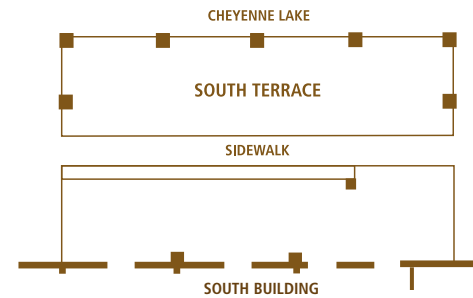
## OUTDOOR VENUES



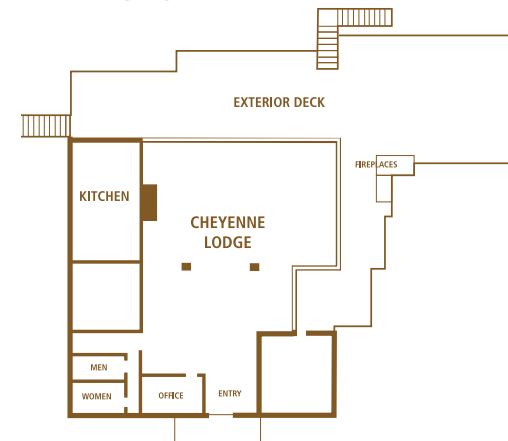
### BROADMOOR MAIN LAKESIDE TERRACE



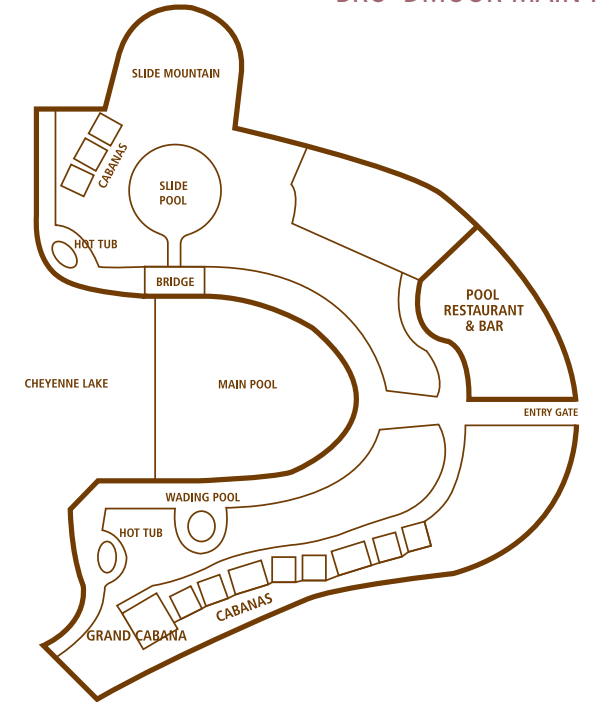
### BROADMOOR SOUTH



### CHEYENNE LODGE



### BROADMOOR MAIN POOL



	RECEPTION	BANQUET	DIMENSIONS -L-	DIMENSIONS -W-	TOTAL SQ. FT.
<b>BROADMOOR WEST</b>					
MOUNTAIN VIEW TERRACE	500	310	90'	72'	7,200
WEST TERRACE	175	130	40'	42'	1,680
WEST TOWER LAWN	750	400	80'	150'	12,000
<b>BROADMOOR MAIN</b>					
MAIN POOL	800	550	75'	140'	10,500
LAKESIDE TERRACE	300	220	40'	40'	1,600
<b>BROADMOOR SOUTH</b>					
SOUTH TERRACE	350	210	53'	90'	4,770
<b>CHEYENNE LODGE</b>					
CHEYENNE LODGE	450	500	77'	82'	6,314
CHEYENNE LODGE PATIO	250	200	60'	40'	2,400